

Wayside Quilters

Newsletter ~August, 2018

Deadline for Quilt Entry Forms Is August 20, 2018

The deadline for entry forms is August 20th (a little later than I previously announced). You will need to email a photo of each item you submit to: triciacrockett@gmail.com.

The Entry Form is here:
<https://goo.gl/forms/kagsR4HwqydDrf3z2>

Or go to the Quilt Show page on our website and click the link.
www.waysidequilters.org/quilt-show

It is OK if the item isn't finished in the photo, but it should give a good sense of what the item will look like.

Here are some entry requirements:

- 2018-2019 membership dues paid
- Signed up for pre-show jobs
- Sold your raffle tickets
- Signed up to work at the show or during show cleanup
-

I hope you're as excited about this as I am.

-Tricia Crockett
triciacrockett@gmail.com
Quilt Show Coordinator Head

**Next General Meeting
Monday, September 10
Quilt Show Coordination**

In This Issue:

Quilt Show Entries	p. 1
Membership Renewal	p. 1
Quilt Show News	p. 2
Job Sign Up	p. 2
Raffle Tix Sales	p. 3
Post Card Distribution	p. 4
Preparing your Quilt	p. 4
Muslin Bags	p. 5
OutReach	p. 5
Brown Bag Challenge	p. 5
Stump Sprouts Retreat	p. 6
Area Quilt Shows	p. 6
Guild Calendar 2018 / 2019	p. 6
Quilt Show Flyer	p. 7
Stump Sprouts Flyer	p. 8

Time to Renew Memberships

Dues for 2018 / 2019 calendar year are now due. Make sure you pay **BEFORE** August 20 so you can participate in our upcoming quilt show. Dues are only \$35 for all the great speakers and events we hold. What a deal! Write your \$35 check made out to "Wayside Quilters Guild" and snail mail your check to: Deborah Himelhoch, 11 Conrad Road, Framingham, MA 01701.

Dues will need to be paid in order to participate in our Quilt Show in September.

Deborah Himelhoch
Membership

Quilt Show News

We would love to see everyone in the guild exhibit something at the show. It's great fun to see a wall of projects that all came from the same workshop. If you need help remembering any of the details about a workshop you attended, visit the Guild Calendar on our website. Past events and speakers are listed near the bottom of the page.

We hope to see many quilts formed from our Share the Squares, our many Workshops and Block of the Month initiatives. It will be so interesting to see the many ways people interpreted the "At The Seashore" brown bag challenge. And don't forget your "Naked Ladies".

There is no time limit in terms of when you made the quilt. Many of us have quilts that were begun a decade or more ago. What matters is that you are proud of it and it hasn't appeared in a WQ show in the past.

Do you knit, paint, needlepoint, or whittle? This year we've added a Crafty Corner where members can display their other crafty pursuits. Just complete an entry form for each item.

Again, the deadline for entry forms is August 20, 2018. You will need to email a photo of each item, quilt or craft, you submit to triciacrockett@gmail.com.

Entry Form:

<https://goo.gl/forms/kagsR4HwqydDrf3z2>

Or go to the Quilt Show page on our website and click the link.

*-Tricia Crockett
Quilt Show Coordinator*

Job Sign up

It is amazing how many little things need to happen for a quilt show to be a success. The wonderful thing is, that we're all qualified to do them. If you didn't get a chance to sign up at the June guild meeting, you can do so now online. You may have already received an email with a link, but we're providing it here as well.

The sign up sheet can be accessed here at: www.signupgenius.com/go/10c044cadad28a5f58-quilt

The link is also available on the Quilt Show page of our website. Also on our website is the link to submit a quilt or craft. If you don't find an answer to your question on the website or in this Newsletter, please mail or text me.

In addition to the jobs listed, we are all responsible for selling raffle tickets and spreading the word about this terrific show. The money we make helps pay for future speakers, workshops, rental of the Grange and outreach materials. Please contact Betsy Athan: athanfamily@comcast.net if you need more raffle tickets.

Note: There will be another sign up at the September 10 meeting for all jobs DURING the show.

We have a flier on Page 7 of this Newsletter that you can print off and paste it all over town for the public to see.

*-Tricia Crockett
Quilt Show Coordinator
triciacrockett@gmail.com
(339) 224-3224*

Raffle Tickets

So far we have collected \$1466 of raffle ticket sales from guild member plus sales at different venues in the spring. We have quite a way to go to reach our goal of over \$4,000! Please continue to sell tickets and send your ticket stubs and checks to me at:

Betsy Athan
107 Sears Rd.
Wayland, MA 01778

Thank you to the 18 guild members who have already turned in their money. We still need the remaining guild members to sell their tickets and turn in the money.

Please try to sell all your tickets to yourself, your family, your friends, your coworkers, people you chat with at the coffee shop and even the people sitting next to you in the theater. This will be a significant part of our quilt show income. It is critical for supporting our great programs and we are counting on everyone to help out.

Do you need more tickets to sell? I can mail them to you. Your guild is counting on everyone's support. It takes a "Village"! Thank you all for your help and cooperation.

*Betsy Athan
Athanfamily@comcast.net
Raffle Ticket Sales*



Rhapsody of Stars – WQG Raffle Quilt 2018

Raffle Ticket Sales Venues

We will be showing the Raffle Quilt all three weekends in September after Labor Day and before the show. I need 2 volunteers per shift to help sell. Grab a friend to buddy up with or just grab a time slot and I will pair you. Chatting up our beautiful quilt, what we do, and advertising our Quilt Show to the community is lots of FUN. Please contact me at jkonopacz@gmail.com to sign up.

Saturday, September 8 at Russells Garden Center in Wayland:
9:00 – 12:00
12:00 – 3:00

Saturday, September 15 at Fabric Place Basement in Natick.
10:00 – 1:00
1:00 – 4:00

Saturday, September 22 at Fabric Place Basement in Natick.
10:00 – 1:00
1:00 – 4:00

*Jean Konopacz
jkonopacz@gmail.com
Raffle Ticket Sales*

IT'S POSTCARD TIME

Our quilt show is now less than 9 weeks away!!!

One small job that everyone can be doing is to find a way to publicize the upcoming show. Now is the time to 'adopt' a shop, library, museum, senior centre, retirement village, church hall, or any other venue or bulletin board that you think would be a good place to spread the word about our upcoming quilt show. Please share other ideas for hot spots!

Packs of postcards are available from Marianne Hatton, and may be picked up from her anytime between now and the 19th August. Please call or email to arrange a way to get your postcards, and also to let us know which venue you have chosen to take postcards to for distribution. We'll keep a list of your places and ones we'd like to see covered!

You might also consider writing a note on a postcard and passing it along to friends and neighbors to bring the show to their attention. It's surprising and wonderful how many people will respond and show up to support an organization you are a part of and to see what you do!

Marianne Hatton
mariannehatton@gmail.com
978-443-4004

Preparing Your Quilt for the Show

1. Backings: We need to know on your entry form if you have a 2 sided quilt or a significant art work on the back.
2. Sleeves: Should be 4" finished. Cut fabric 8 ½" or 9" wide x width of quilt. For large quilts, cut 2 or more sleeves so there is a gap in the center. Finish the ends of the sleeve, fold it in half lengthwise, stitch into top binding or hand stitch on top back. Sleeves should be at least an inch short of the side edge of the quilt.
3. Lattice Strips or Strapping Slats: Do not buy unless the show coordinator requires it for your odd sized quilt. Buy at a lumber store or Home Depot. Standard size is 1 ¾" wide x ¼" thick x width of your quilt. A hole should be drilled into each end of the slat and the middle. Your lumber store can do this for you. Your name should be clearly printed on the slat along with the quilt name.
4. Labels: Should be stitched onto the back bottom right (as you face the quilt). Required info: Name of Quilt, Maker, Date of Completion, any other info.
5. Preparing the Quilt: All sewing must be finished. Use a lint brush to get rid of pet hair or excess thread.
6. Quilt Story: Include in your submission a short bio of the quilt, such as why you made it, what inspired you or any other interesting info.

How to Make a Muslin Bag

All quilts are required to be delivered in a muslin bag. We ask this because your quilt will be transported to the venue and the bag will make for easy identification as well as keep your quilt clean. The Challenge quilts and Naked Ladies are an exception because they are small.

The bag should generously accommodate your quilt in its folded condition. This means make the bag at least 3" longer and wider than your folded quilt. Sometimes a white pillowcase can work. Or a wide piece of muslin folded in half, stitch up the bottom and sides. Fold 2" over the top of your bag to insert a drawstring. Use soft ¼" – ½" cording for your string. 1½ yards of cording is usually plenty.

Bag Sleeves: Each bag requires a plastic sleeve sewn on the outside. Use the sleeve protectors from your office supply store. Stitch close to the outside perimeter of the plastic, onto the center front of your muslin bag. This sleeve should hold the photo of the quilt the bag contains. Your name and phone number should be printed below the sleeve in marker.

Brown Bag Challenge Quilt

Time to get to work on the Challenge Quilt.

Theme: At the Seashore

Size: 72" maximum perimeter, any shape

Materials: Fabric may be added to your 3 fat quarters. Quilt must be 3 layers, quilted, with batting in the middle.

Keep an index card with a 1" x 1" cut of each of your 3 brown bag fabrics to display with your quilt.

*Ann Moses @
annbmoses@gmail.com*

OutReach

Many quilts were distributed over the summer break. Here is a breakdown of where they went to:

- 7 quilts to Trust House Women's Veterans Home in Jamaica Plain
- 10 quilts to REACH Beyond Domestic Violence in Waltham
- 12 quilts to Pathways Shelter in Framingham
- 9 quilts to Care Dimensions Hospice in Waltham
- 4 quilts to Camp Erin (the camp was overstocked from last year's request for double volume and only had a single week of camp this year.)

So, well done to all who donated and many thanks for the large group effort to sew on the labels at the June Meeting.

*Susan Thomas &
Lulinda Tucker*



Quilt by Judy Merra

Stump Sprouts Retreat

The annual Stump Sprouts Retreat was held the last weekend of April. Everyone had a fantastic time and were very productive! Reservations and deposits are being taken for the 2019 retreat. See flyer on page 8.

*Marianne Hatton &
Michele MacDonald*

Area Quilt Shows

Marathon Quilters Quilt Show "Common Threads"

Saturday & Sunday, September 15 & 16
10:00 am – 5:00 pm

Admission: \$5 per person, \$3.00 Seniors or
Free for children under 12
Hopkinton Center for the Arts
98 Hayden Rowe St (Rte 85)
Hopkinton, MA 01748
www.marathonquilters.com

The Nimble Thimblers Quilt Guild Auction

Tuesday, October 30
Doors open at 6:30 pm
Live auction at 7:00 pm
Admission is Free, Plenty of parking, No Stairs
Cash or Check only / No charges
Crystal Community Club
77 Preston St., Wakefield

WQG Calendar Reminders

2018 / 2019 General Meetings

Our meetings are the 1st Monday of the month, with the exception of a holiday.

2018:

September 10: Quilt Show Planning

September 28, 29 & 30: Quilt Show at LSH

October 1: Speaker

November 5: All day OutReach sewing at St. Annes

December 3: Quilt Show review, Potluck & Show n Tell

2019:

January 7: movie night

February 4: In house demo night

March 4: Speaker

April 1: Speaker


May 6: Speaker

June 3: End of year business & Show n Tell

Newsletters and "Betweens"

Deadlines: 3 days before the 1st/15th

Send submissions to Jean Konopacz at
jkonopacz@gmail.com




Wayside Quilters Guild

Quilt Show


September 29, Saturday 10 – 5PM

September 30, Sunday 10 – 4PM



100+ quilts from classic to modern
Boutique of hand crafted items
Quilts of Valor – Crafty Corner
Scavenger hunt for the kids

Two stunning raffle quilts



Admission \$7
Children 12 and under free

**Lincoln-Sudbury Regional High School
390 Lincoln Road, Sudbury MA**

Ample free parking. Wheelchair accessible.

www.waysidequilters.org



Quilter's RETREAT 2019

Thursday April 25 to Sunday 28
Arrive 4pm Thursday and leave after lunch on Sunday

Deposits are now being accepted for the 2019 retreat to be held again at the lovely **Stump Sprouts Guest Lodge** in Hawley Massachusetts. **Stump Sprouts** is a small rustic retreat centre on a 450 acre mountain top farm just south of the Mohawk Trail.

Enjoy sewing, socializing, eating delicious homemade food and walking in the woods and meadows of this lovely mountain property. If we fill the spaces, we will have exclusive use of the lodge and farmhouse for our accommodations, and the barn for sewing. Accommodations are simple dorm style rooms with shared bathrooms. **Everyone will be able to have a lower bed and a small number of single rooms are available.** The Stump Sprouts owners prepare delicious meals using fresh, local produce whenever possible. Hearty soups, crisp green salads, home-made breads and fresh-baked deserts often complement meals. Vegetarian, wheat- and dairy-free diets are accommodated.



Deposit is \$60 for a shared room. An additional \$40 (supplement) is required for a single room. *There are only 3 private rooms, assignment will be based on date the \$40 supplement is received.*

Cost per person will be approximately \$276 (not including the \$40 supplement). If we don't reach the maximum number of sign-ups, it could be \$306 for a shared room.

Space is limited. If we receive more deposits than for the space available, we will keep a wait-list. Currently we have received 12 deposits for 18 seats/beds.

Deposits and room fees are non-refundable unless you or we can fill the space.

Balances will be due in 2019.



Questions? please email both of us:

Michele MacDonald and Marianne Hatton
mmacdonald354@gmail.com
mariannehatton@gmail.com

Want to send a deposit? please mail to:

Michele MacDonald
100 Old Lancaster Road
Sudbury MA 01776